

Partner Center

Role based access control in partner center

A Mastering the Marketplace video

<https://aka.ms/MasteringTheMarketplace>



Overview

Role based access control

Common RBAC scenarios

- Add or update owner
- Account verification
- Enroll into new developer programs
- Create marketplace offers
- Manage referrals
- Marketplace insights
- Manage Payout and tax profiles
- Payout and earnings reports

Role based access control

Role based access control
restricts access to partner center
based on the roles assigned


Roles applicable to partner programs

Roles applicable to partner programs ⓘ [Learn more](#) ↗

- Manages your organization's account as
 - Global admin (has full access to all administrative and Partner Center features)
- Business profile admin (manages the customer facing business profiles for your organization.)
- Compliance admin (can manage compliance related obligations on behalf of your organization) [Learn more](#) ↗
- Manages your organization's referrals
 - Referrals admin (Can create outbound referrals and manage referrals for the entire organization or for specific Partner Locations.)
 - Referrals user (Can create outbound referrals and manage referrals explicitly assigned to them in the organization.)
- Support request admin (can manage your organization's support requests)

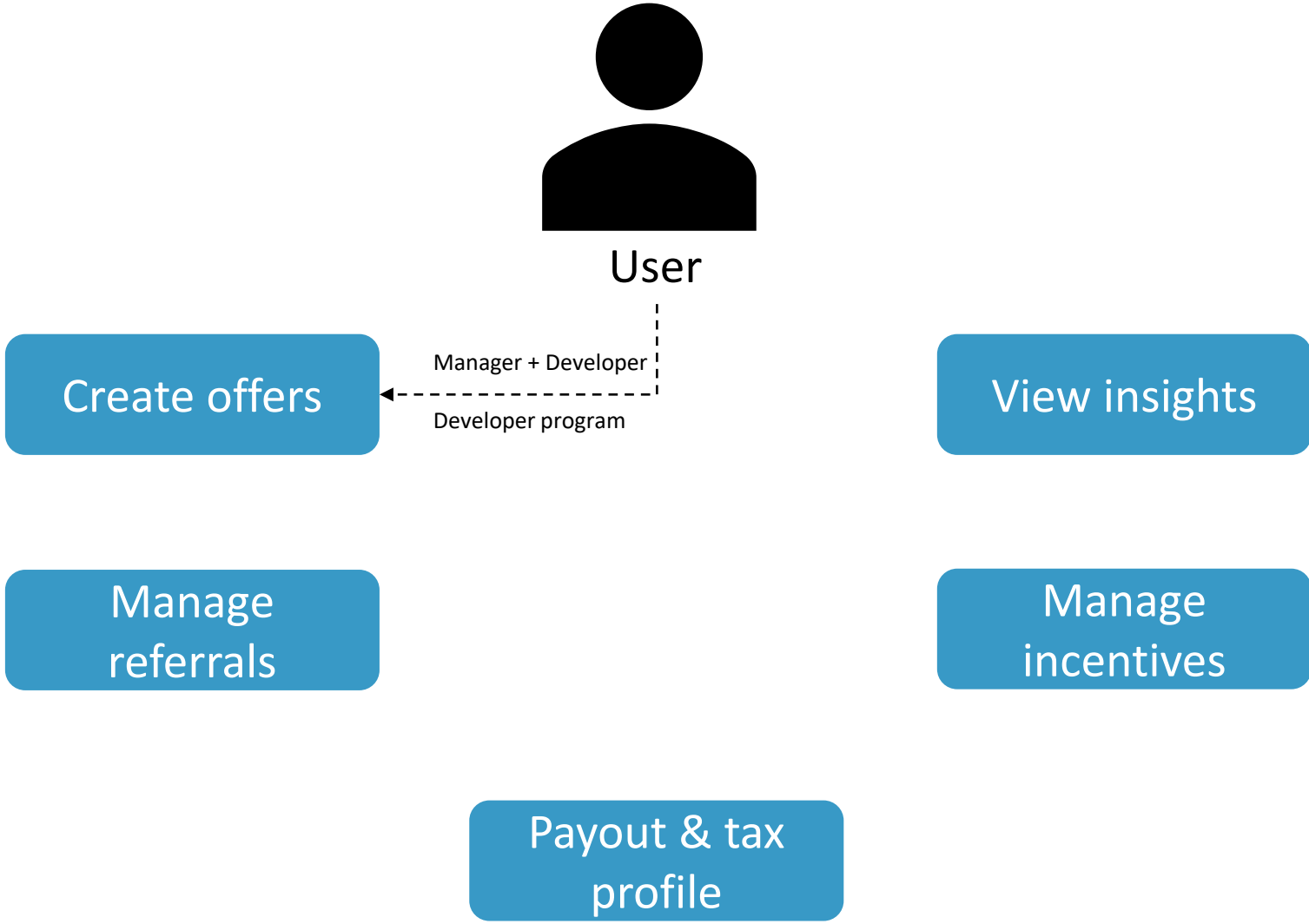
Roles applicable to developer programs

Roles applicable to developer programs

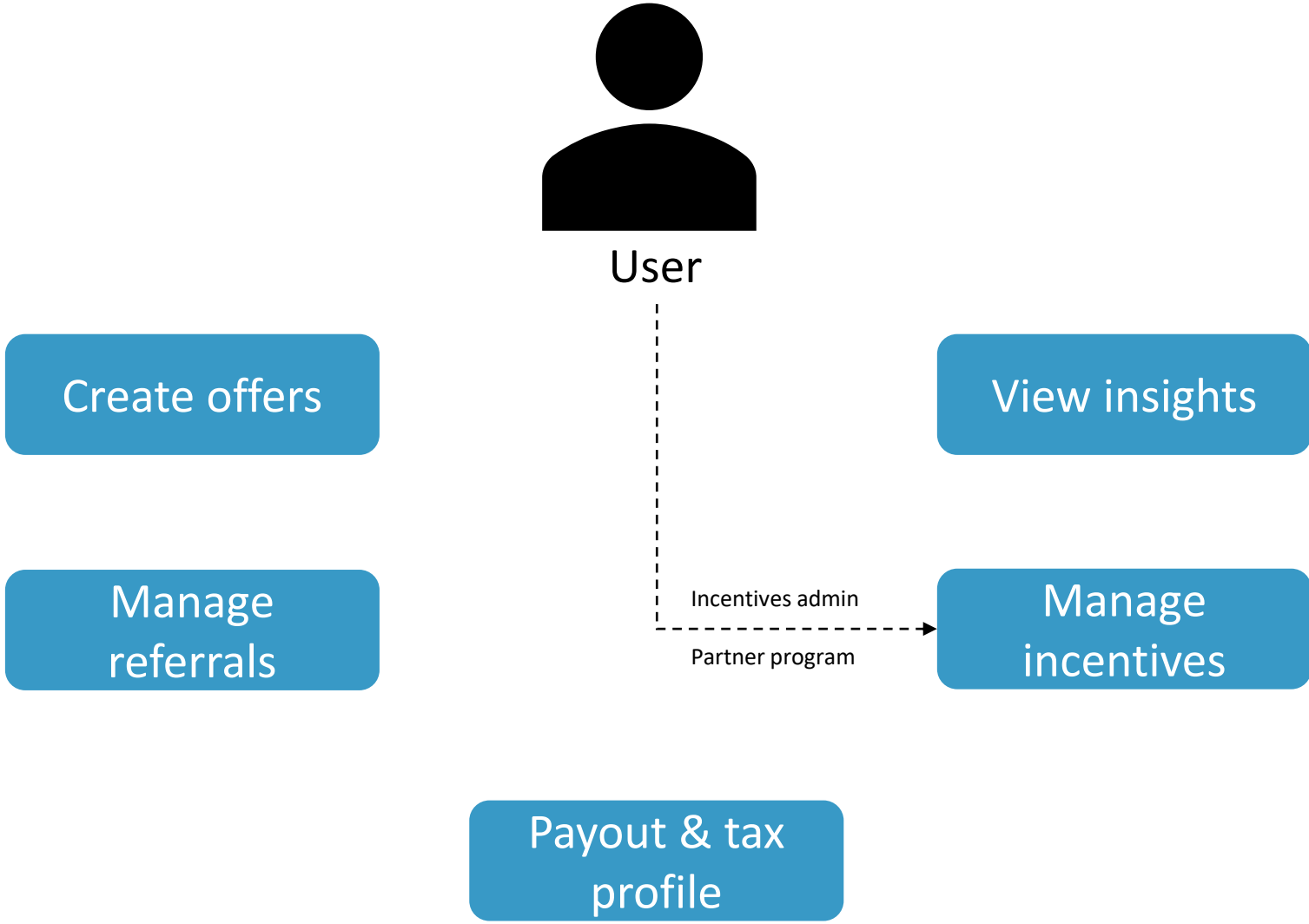
Select one or more roles to grant the appropriate permissions. [Learn more](#) 

- Owner**
Has complete ownership of the account. Can access all features available to developer programs in Partner Center.
- Manager(Windows)**
Has complete access to account features except tax and payout settings. Can manage users, roles, and tenants in Partner Center.
- Developer**
Can upload packages and submit apps and add-ons, and can view the Usage report for telemetry details. Can't access financial info or account settings.
- Business Contributor**
Can access financial info, and can set pricing details. Can't create or submit new apps and add-ons.
- Finance Contributor**
Can view payout reports. Can't make changes to apps or settings.
- Marketer**
Can respond to customer reviews and view non-financial reports. Can't make changes to apps or settings.

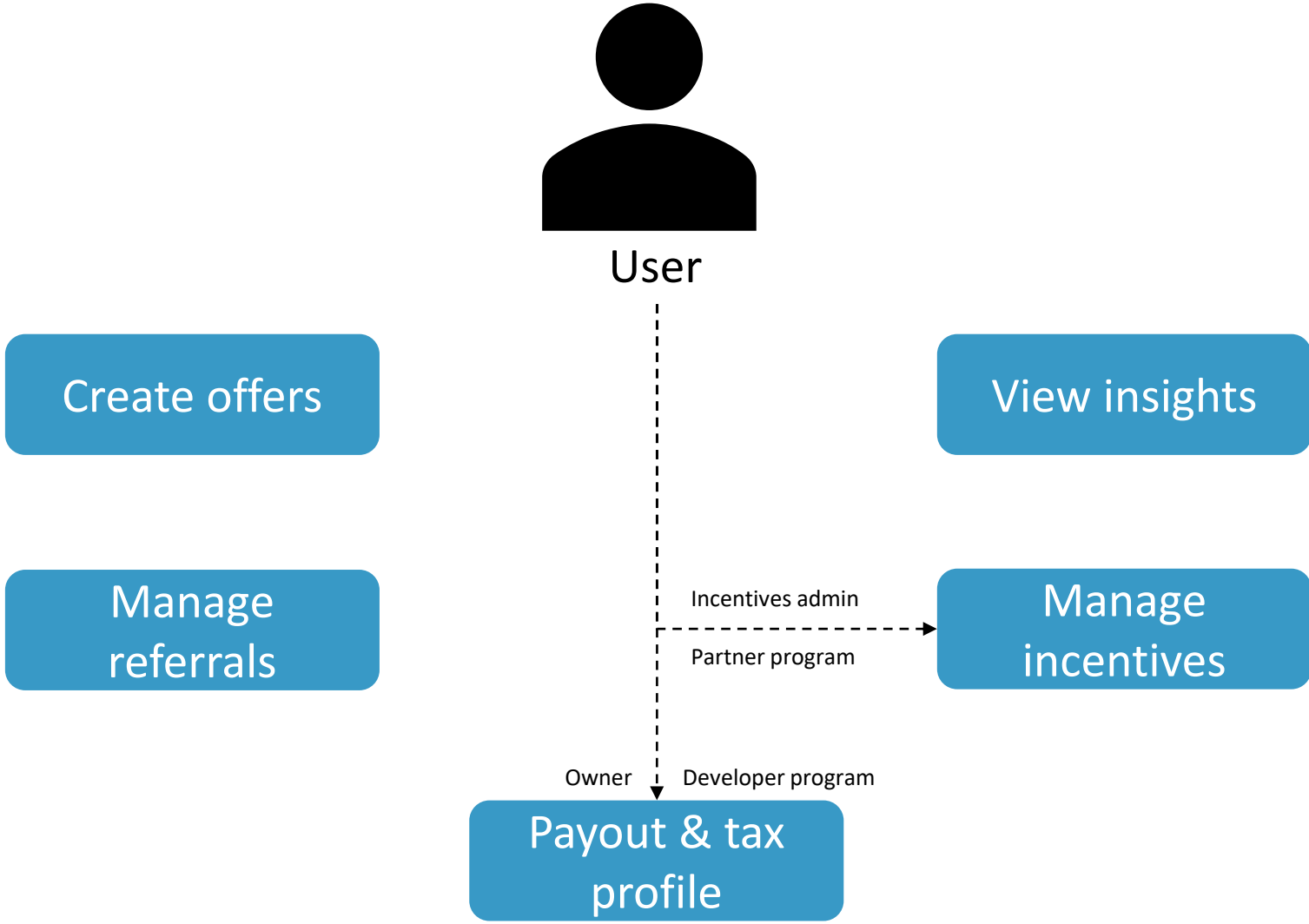
Role based access



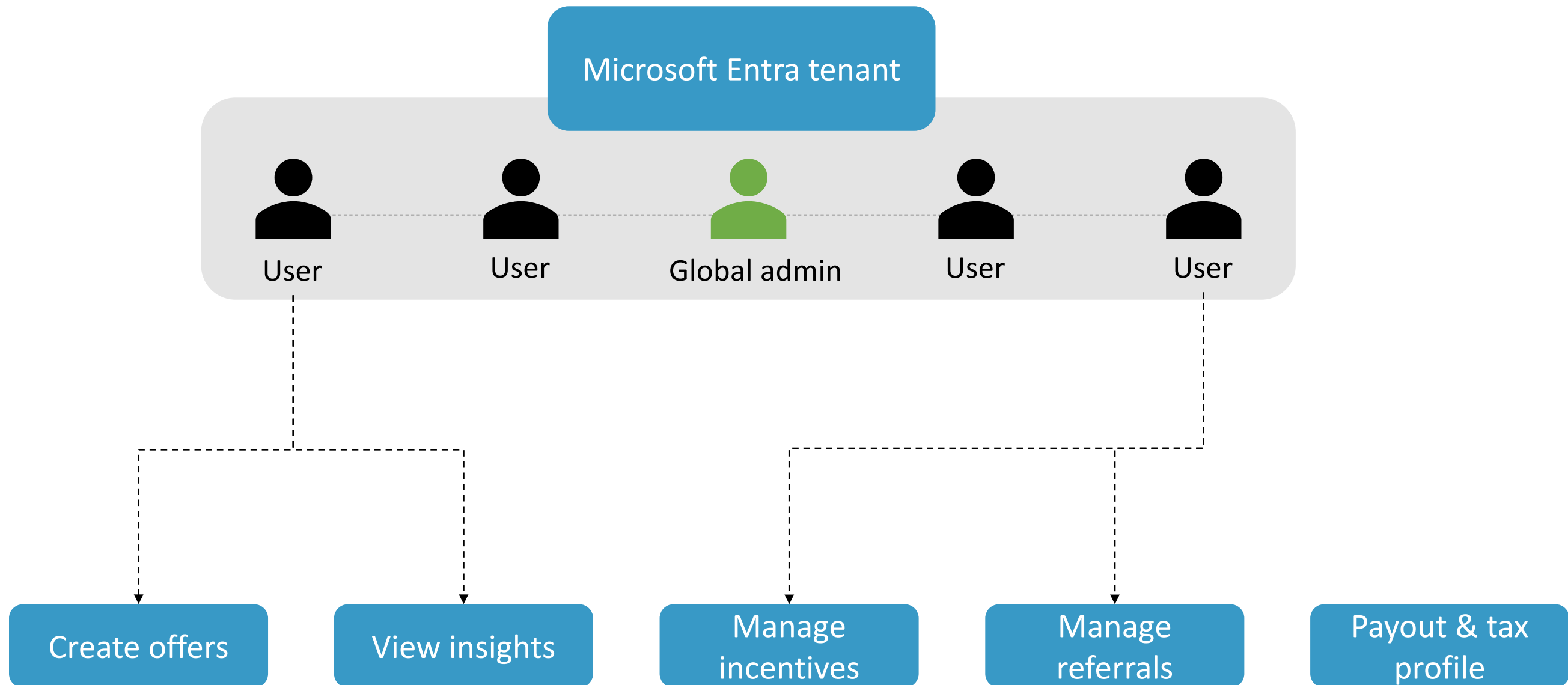
Role based access



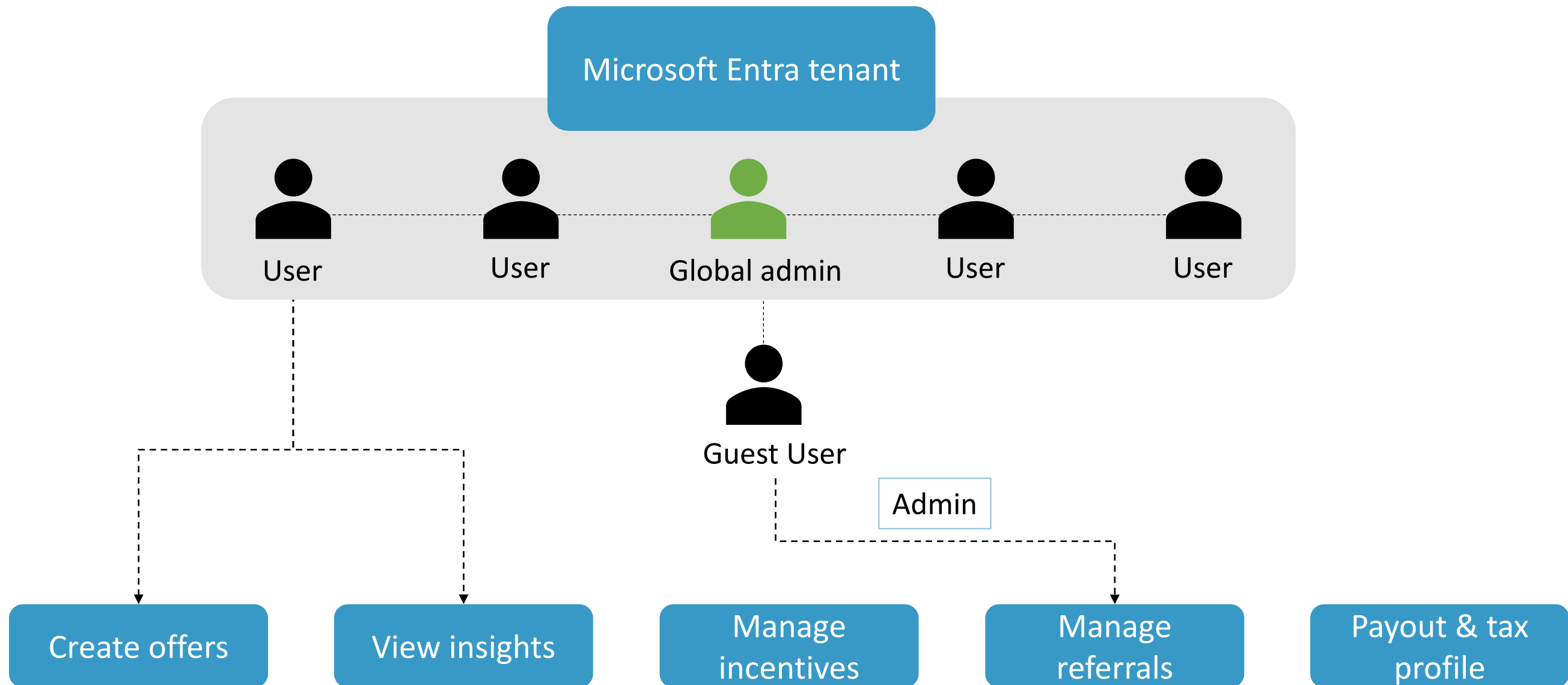
Role based access



Microsoft Entra tenant roles




Non-Microsoft Entra tenant roles



Common RBAC scenarios


Add or update owner



- Add additional owners to the Partner center account
- Update existing owner
- *Request an update to your marketplace owner (support request)

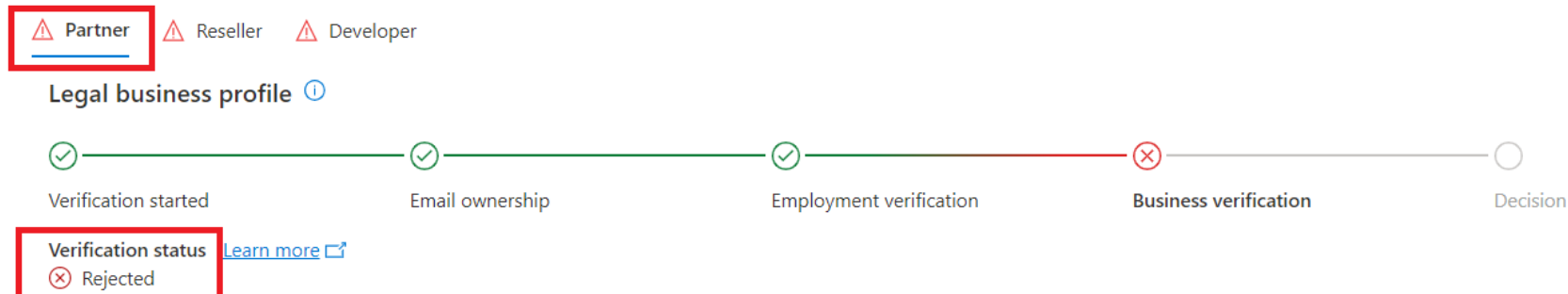
Owner

Account verification in partner center




- Identity verification
- Email ownership verification
- Employment and business verification through appropriate documentation

Owner or Global admin




Enroll into new developer programs



- Enroll into a new workspace or program on Partner center
- Create a new publisher account (unique Seller ID) and enroll into any other developer programs

Global admin and
Microsoft AI Cloud Partner
Program partner admin

Create marketplace offers




- Create offers on partner center
- Populate the offer listing, including videos, screenshots and descriptions
- Upload packages and complete the technical configurations of the offer

Manager and Developer



For the commercial marketplace program, the Global admin, Business Contributor, Financial Contributor, and Marketer roles aren't used. Assigning these roles to users has no effect. Only the Owner, Manager, and Developer roles grant permissions to users.


Manage referrals



- Manage co-sell opportunities and deal registrations
- View leads received from the Azure marketplace
- Verify co-sell solution status

Referrals admin

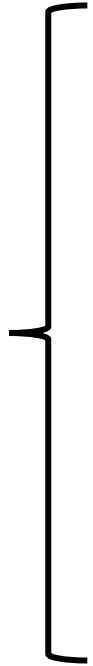

Marketplace insights



- View dashboards to analyze data
- Downloads dashboard to export marketplace analytics reports
- Access usage dashboard

Developer or Manager


Manage payout and tax profiles



- Create and complete payout profile and assign default bank for payouts
- Create and complete tax profile and associated IRS forms
- Update any expired profiles

Owner

View payout reports and earnings



- View earnings from the Marketplace
- View upcoming payouts
- Download reports for earnings, payouts received

Owner or Financial contributor

Summary

Role based access control

Common RBAC scenarios

- Add or update owner
- Account verification
- Enroll into new developer programs
- Create marketplace offers
- Manage referrals
- Marketplace insights
- Manage Payout and tax profiles
- Payout and earnings reports